



# Clebo MT&QT

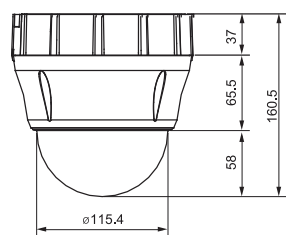
## Indoor&Outdoor Mini Speed Dome Camera

Enhanced H.264 Compression  
Smooth 360°/sec. Speed Dome  
10X Optical and 10X Digital  
Dual-Streaming Technology  
Indoor/Outdoor Models  
Precision PTZ Motion  
Vandal Resistant Dome  
Day/Night Capable

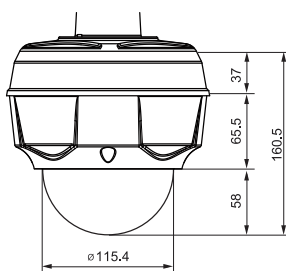


# Clebo MT&QT

## Demension

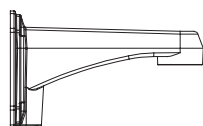


MT

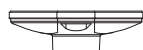


QT

## Accessory



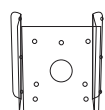
Wall Mount Bracket



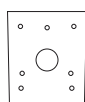
Ceiling Mount Bracket



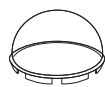
Flush Mount Bracket



Corner Mount Bracket



Pole Mount Bracket



Smoke dome

## Specification

MT-10TP/TN (Indoor)		QT-10TP/TN (Outdoor)
Camera		
Image Device (CCD)		1/4" Interline Transfer CCD
Effective Pixels		NTSC: 768(H)x494(V) 380K / PAL: 752(H)x582(V) 440K
S/N Ratio		50 dB (AGC Off)
Zoom		x10 Optical Zoom, x10 Digital Zoom
Focal length		F1.8, f=3.8~38mm
Min. illumination		0.7 Lux (Color) / 0.02 Lux (B/W), 50 IRE      0.7 Lux (Color) / 0.02 Lux (B/W), 50 IRE
Day & Night		Auto / Day / Night(IRC)
Focus Range		Auto / Manual / Semi-Auto
Iris		Auto / Manual
Shutter Speed		x128 ~ 1/120000sec      x256 ~ 1/120000 sec
AGC		Normal / High / Off      Low / Middle / High / Manual / Off
White Balance		Auto / Manual(Red, Blue Gain Adjustable)
BLC		Low / Middle / High / Off
Flickerless		Selectable
Noise Reduction		Low / Middle / High / Off
Privacy Mark		4 Zones
H.Resolution		500TV Line (Color) / 570 TV line (BW)
Pan/Tilt		
Travel Range		Pan : 360°(Endless), Tilt : 180° (Auto-flip), 90° (Normal)
Speed	Preset	360°/sec
	Jog	0.05 ~ 360°/sec (Proportional to Zoom)
	Swing	1~180°/sec
Preset		127 Presets
Pattern		4 Patterns (1200 command/Pattern)
Swing		8 Swings
Group		8 Groups (20 Actions/Group)
Communication		
Type		RS-485
PTZ Protocol		Pelco-D, Pelco-P Selectable
Sensor/ Alarm		
Sensor		4 Zones
Physical		
Dimension		ø115 mm / 4.5 "
Weight	Wall	Approx. 2.1Kgs
	Ceiling	Approx. 1.5Kgs
Material		Aluminum
Rated Power		DC12V, 0.8A      DC12V, 3A
Waterproof		-      IP67
Fan		-      Always ON
Heater		-      Operation start from Internal Temperature 10°C
Operation Temperature		0°C ~ 40°C / 32°F ~ 104°F      -10°C ~ 50°C / 14°F ~ 122°F

\*Specification &amp; Design are subject to change without prior notice

# Incon

INCON Co., Ltd. Mario Tower 7F, 28, Digital-ro 30-gil, Guro-gu, Seoul, Korea, 152-050

Tel:+82-2-558-9130, +82-31-455-8600 Email : sales@in-con.biz www.in-con.biz